



Unit 4 Home

Lesson 1 We have a big living room.



I. Listen and write. (听录音, 根据发音规律填写空缺字母。)



umbrella



up



run



vest



violin



five



window



watch



sweater

1. __ow

2. c__p

3. __an

4. __ncle

5. __ind

6. ri__er



II. Listen and write. (听录音, 在对应的表格内写上正确的数字。)

Rooms Names			
Jenny			
Guo Yang			
Wang Hong			



III. Read, look and circle. (读一读, 根据图片, 圈出正确选项的序号。)

1. A. This is my new home.
B. We have two bedrooms.



2. A. We have a big dinning room.
B. We have a big bedroom.



3. A. I have a bedroom.
B. I have a living room.



IV. Read and choose. (读一读, 将正确答案的序号填入题前括号内。)

- () 1. — You have a big living room. — _____

A. I don't know.

B. I love it.

- () 2. We have two _____.

A. bedroom

B. bedrooms

- () 3. — Welcome to my new home. — _____.

A. It's big.

B. No, it isn't.



Lesson 2 I read in my bedroom.



I. Listen and match. (听录音, 将人物与房间连线。)

1.



A.



2.



B.



3.



C.



II. Listen and judge. (听录音, 判断句子与所听内容是“√”否“×”一致。)

- () 1. Jenny goes to Danny's new home.
- () 2. Danny has a small living room.
- () 3. Danny watches TV in the living room .
- () 4. Danny has some chicken in the dining room.
- () 5. Danny reads books in the bedroom.



III. Read and choose. (读一读, 将正确答案的序号填入题前括号内。)

() 1. — Look! This is my bedroom. — _____

A. Yes, a big living room.

B. A nice bedroom!

() 2. So _____ apples _____ the desk!

A. many; on

B. many; to

() 3. Let's _____ TV!

A. look

B. watch

() 4. So many _____ on the desk!

A. book

B. books



IV. Read and match. (读一读, 连一连。)

This is my home. I watch TV in the living room. I read in my bedroom.
I have dinner in the dining room. Welcome to my home.

1.



2.



3.



A.



B.



C.





Lesson 3 Where's Danny?



I. Listen and write. (听录音, 根据发音规律填写空缺字母。)



box



ox



taxi



yellow



yawn



yogurt



zebra



zoo



lizard

1. fo

2. ero

3. ard

4. ip

5. es

6. si



II. Listen and tick. (听录音, 在与所听内容相符的图片下面打“√”。)

1.



()



()

2.



()



()

3.



()



()

4.



()



()



III. Read, look and choose. (读一读, 根据图片, 将正确词语的序号填入题前括号内。)

A. under B. behind C. in D. kitchen

() 1. — Is Danny in the _____ ?

— No, he isn't.



() 2. Look! Jenny is _____ the sofa (沙发) .



() 3. — Where's Li Ming?

— He's _____ the desk.



() 4. I watch TV _____ the living room.



IV. Read and match. (读一读, 将问句与相应的答语连线。)

1. Where's Li Ming?

A. Yes, she is.

2. Is he under the bed?

B. She's in the bedroom.

3. Is she behind the door?

C. He's under the desk.

4. Where's Jenny?

D. No, he isn't.




Lesson 4 Again, please!



I. Listen and judge. (听录音, 判断图片与所听内容是“√”否“×”一致。)

1.



()

2.



()

3.




()

4.



()

5.



()

6.



()

7.



()

8.



()

9.



()



II. Listen and judge. (听录音, 判断句子与所听内容是“√”否“×”一致。)

() 1. Jenny's family watch TV in the dining room.

() 2. They have two bedrooms.

() 3. Jenny's bedroom is big.

() 4. Jenny reads books in the living room.

() 5. Jenny loves her (她的) new home.



III. Read and write. (读一读, 在四线三格内写出相邻字母的大小写。)

1. _____ Ll _____ 2. _____ Oo _____ 3. _____ Ww _____
4. _____ Gg _____ 5. _____ Nn _____ 6. _____ Uu _____



IV. Read and choose. (读一读, 将正确词语的序号填在横线上。)

A. home B. Where C. behind D. bedrooms

1. We have three _____.
2. Welcome to my _____.
3. Is he _____ the door?
4. _____ is Danny?



V. Read and choose. (读一读, 将正确选项的序号填入题前括号内。)

Hello! I'm Lucy. I'm nine. Look! This is my home. We have a big living room. We watch TV in the living room. We have two bedrooms. My bedroom is small but (但是) beautiful. Look! My father and mother's bedroom is big and nice. They read here (在这儿). We have a nice dining room and a kitchen. We have dinner in the dining room. I love my home.

- () 1. Lucy is _____.
A. 7 B. 9
- () 2. Lucy's bedroom is _____.
A. big B. small
- () 3. Lucy's father and mother read in the _____.
A. dining room B. bedroom
- () 4. Lucy and her parents (她的父母) _____ in the living room.
A. watch TV B. have dinner

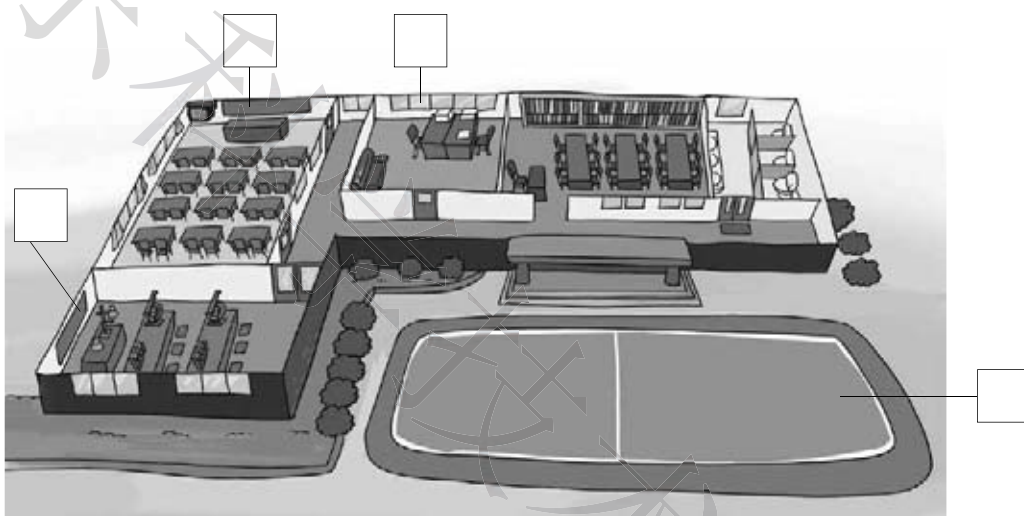


Unit 5 School

Lesson 1 Is this your classroom?



I. Listen and number. (听录音, 按照听到的顺序给学校各区域标上正确的序号。)




II. Listen and judge. (听录音, 判断图片与所听内容是“√”否“×”一致。)

1.



()

2.




()

3.



()

4.



()



III. Read and choose. (读一读, 将正确选项的序号填入题前括号内。)

() 1. Welcome _____ our school.

A. to

B. too

() 2. Is this the _____ office?

A. teachers

B. teachers'

() 3. — Is this your classroom?
— _____

A. No, it isn't.

B. No, it is.

() 4. — That's the playground.
— _____

A. Yes, it does.

B. It's big!



IV. Read and choose. (读一读, 将正确图片的序号填入题前括号内, 有一项是多余的。)

A.



B.



C.



D.



() 1. — Is this the teachers' office?

— No. It's the lab.

() 2. — Is this your school?

— Yes, it is. Look! We have a big playground.

() 3. — Is this your classroom?



— Yes. We have fifteen classrooms in our school.



Lesson 2 It's on the first floor.



I. Listen and match. (听录音, 将场所与对应的楼层房间连线。)



II. Listen and choose. (听录音, 将正确答案的序号填入题前括号内。)

() 1. Where's the lab?

A. It's on the first floor.

B. It's on the second floor.

() 2. Where's the teachers' office?

A. It's on the first floor.

B. It's on the second floor.

() 3. Where's Class (班级) Two?


A. It's on the second floor.

B. It's on the third floor.



III. Read and choose. (读一读, 根据短文内容, 将正确图片的序号填入图形内。)

A.




B.



C.



D.



E.

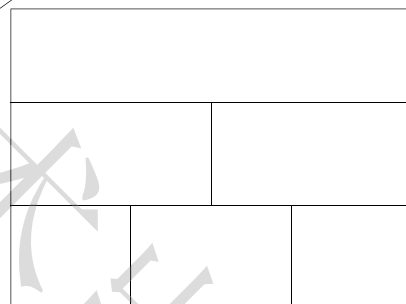


F.



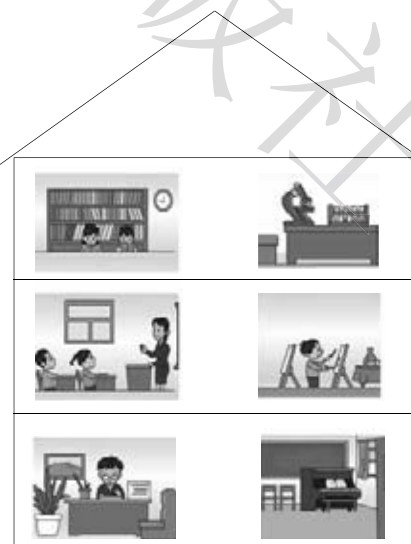
This is our school. We have a big library. It's on the third floor. Look! This is the music room. And that is the art room. They are on the second floor. Where are the teachers' office and the classroom? Oh! They are on the first floor. The lab is next to (紧挨着) the classroom.

我会填



IV. Read, look and judge. (读一读, 根据图片, 判断句子正“√”误“×”。)

- () 1. The teachers' office is on the second floor.
- () 2. We have three floors in our school.
- () 3. The music room is on the first floor.
- () 4. The art room is on the third floor.
- () 5. We have two classrooms.





Lesson 3 We read in the library.



I. Listen and number. (听录音, 根据所听内容的顺序给相应图片标序号。)



()



()



()



()



II. Listen and circle. (听录音, 圈出正确图片的序号。)

1. A.




B.



2. A.




B.



3. A.



B.



4. A.



B.





III . Read and choose. (读一读, 将下列单词或短语的序号填在相应的横线上。)

A. music room B. on the playground C. library D. art room

1. — Is this your _____, Li Ming?

— Yes, we read in it.

2. This is our _____. We often draw here.

3. — We often play _____.

— Oh. It's very big.

4. — Is this your _____?

— Yes, we sing here.



IV . Read and judge. (读一读, 判断句子正 “√” 误 “×” 。)

Hello, I'm Lucy. Welcome to our school. We have a big playground. We play here. We have a music room. It's on the first floor. We sing in it. Look! That is the art room. It's on the second floor. We draw in the art room. We have a big library on the third floor. We read many books in it.

I love my school.

() 1. We have a small playground.

() 2. We can sing in the music room.

() 3. The art room is on the first floor.

() 4. We can play in the library.

() 5. We have a music room, an art room and a library in our school.



Lesson 4 Again, please!



I. Listen and number. (听录音, 按照所听内容的顺序给相应图片标序号。)

A组:



()



()



()

B组:



()



()



()


C组:



()



()



()



II. Listen and judge. (听录音, 判断句子与所听内容是“√”否“×”一致。)

- () 1. We have a big playground.
- () 2. We sing in the art room.
- () 3. The music room is on the first floor.
- () 4. The library is on the second floor.
- () 5. The teachers' office is on the first floor.



III. Read and write. (读一读, 将含有相同音素的字母写在四线格里。)

1. Aa _____2. Ee _____3. Ii _____4. Uu _____5. Ff _____

IV. Read and choose. (读一读, 将正确词语的序号填在横线上。)


A. playground B. sing C. read D. music E. library

Welcome to our school. We have a big 1. We 2 books in it. And we have a nice 3 room.
We 4 here. This is our 5. We play here. I love my beautiful school.

1. _____ 2. _____ 3. _____ 4. _____ 5. _____



V. Draw and say. (画一画, 谈一谈自己的学校。)





Lesson 4 Again, please!

I. 1. √ 2. × 3. × 4. √ 5. √ 6. √

7. × 8. × 9. √

II. 1. A 2. B 3. A

III. Bb Cc Dd Ee Gg

Ii Jj Ll Mm Nn

Pp Qq Rr Ss Tt

IV. 1. B 2. C 3. D 4. A

V. 1. √ 2. √ 3. × 4. × 5. √

期中测试

听力部分

I. 1. i 2. a 3. e 4. r 5. c 6. h 7. j 8. l 9. p

II. 1. A 2. B 3. B 4. B 5. B 6. A

III. 1. A 2. B 3. A 4. A 5. A 6. B 7. B

8. A 9. A

笔试部分

IV. Aa Bb Cc Dd Ee Ff Gg Hh Ii Jj Kk

Ll Mm Nn Oo Pp Qq Rr Ss Tt Uu Vv

Ww Xx Yy Zz

V. 1. B 2. B 3. B 4. B 5. B 6. A

VI. 1. B 2. B 3. B 4. A

VII. 1. B 2. B 3. B 4. A 5. B

Unit 4 Home

Lesson 1 We have a big living room.

I. 1. w 2. u 3. v 4. u 5. w 6. v

II. 略

III. 1. A 2. A 3. B

IV. 1. B 2. B 3. A

Lesson 2 I read in my bedroom.

I. 1. B 2. C 3. A

II. 1. √ 2. × 3. √ 4. √ 5. ×

III. 1. B 2. A 3. B 4. B

IV. 1. B 2. A 3. C

Lesson 3 Where's Danny?

I. 1. x 2. z 3. y 4. z 5. y 6. x

II. 1. () (√) 2. (√) ()

3. () (√) 4. (√) ()

III. 1. D 2. B 3. A 4. C

IV. 1. C 2. D 3. A 4. B

Lesson 4 Again, please!

I. 1. √ 2. √ 3. √ 4. × 5. √ 6. √

7. √ 8. × 9. ×

II. 1. × 2. × 3. √ 4. × 5. √

III. 1. Kk; Mm 2. Nn; Pp 3. Vv; Xx

4. Ff; Hh 5. Mm; Oo 6. Tt; Vv

IV. 1. D 2. A 3. C 4. B

V. 1. B 2. B 3. B 4. A

Unit 5 School

Lesson 1 Is this your classroom?

I. 略

II. 1. √ 2. √ 3. × 4. √

III. 1. A 2. B 3. A 4. B

IV. 1. C 2. D 3. A

Lesson 2 It's on the first floor.

I. 1. B 2. A 3. C

II. 1. A 2. B 3. B

III. 略

IV. 1. × 2. √ 3. √ 4. × 5. ×

Lesson 3 We read in the library.

I. 2 3 4 1

II. 1. A 2. B 3. B 4. A

III. 1. C 2. D 3. B 4. A

IV. 1. × 2. √ 3. × 4. × 5. √

Lesson 4 Again, please!

I. A组: 3 1 2

B组: 2 1 3

C组: 3 2 1

II. 1. √ 2. × 3. √ 4. √ 5. ×

III. 1. Hh Jj Kk

2. Bb Cc Dd Gg Pp Tt Vv

3. Yy

4. Qq Ww

5. Ll Mm Nn Ss Xx Zz

注意: 字母 z 有两种发音, /zed/ 和 /zi:/, 读 /zi:/ 时属于第 2 组。



Twelve monkeys!

Danny: And what are those?

Li Ming: They're elephants.

Danny: So big! Oh, what's this?

Li Ming: It's a tiger.

Danny: I don't like tigers. Let's go!

期中测试

I. Listen and circle.

1. /ɪ/ /i/ milk 2. /æ/ /e/ cap 3. /e/ /e/ elephant
4. /r/ /r/ rice 5. /k/ /k/ coat 6. /h/ /h/ hungry
7. /dʒ/ /dʒ/ juice 8. /l/ /l/ love 9. /p/ /p/ panda

II. Listen and circle.

1. — What's for breakfast?
— Let's have eggs.
— Would you like a drink?
— Yes. Milk, please.
2. — Do you like rice?
— Yes, I do.
— Do you like vegetables?
— No, I don't. I like fish.
3. — Is this your coat, Guo Yang?
— Yes. Thank you, Jenny.
4. — Whose shirt is that?
— It's Peter's.
5. — What are those?
— They are pandas.
— So lovely!
6. — How many rabbits can you see?
— Let's count. One, two, three... twelve.
I can see twelve rabbits.

III. Listen and choose.

1. Do you like vegetables?
2. What's for lunch, mum?
3. Would you like a drink?
4. Whose coat is this?
5. Is this your cap?
6. This is for you.
7. What are these?
8. What's that?
9. How many tigers can you see?

Unit 4 Home

Lesson 1 We have a big living room.

I. Listen and write.

- /ʌ/ /ʌ/ umbrella /ʌ/ /ʌ/ up /ʌ/ /ʌ/ run
/v/ /v/ vest /v/ /v/ violin /v/ /v/ five
/w/ /w/ window /w/ /w/ watch /w/ /w/ sweater
1. /w/ /w/ wow 2. /ʌ/ /ʌ/ cup 3. /v/ /v/ van
4. /ʌ/ /ʌ/ uncle 5. /w/ /w/ wind 6. /v/ /v/ river

II. Listen and write.

Jenny: Hello! I'm Jenny. Look! This is my home. We have a living room, a dining room and a big bedroom.
Guo Yang: Hi! I'm Guo Yang. This is my new home. We have a small living room, a dining room and three bedrooms.
Wang Hong: Hi! I'm Wang Hong. Look! This is my home. We have a nice living room, a dining room and two bedrooms.

Lesson 2 I read in my bedroom.

I. Listen and match.

1. Hello! I'm Li Ming. This is our living room.
I watch TV in the living room.
2. Hi! I'm Fangfang. Look! This is my bedroom.
I read in my bedroom.
3. Hello! I'm Xiaogang. We have a nice dining room.
I have dinner in the dining room.

II. Listen and judge.

Danny: Welcome to my new home, Jenny!
Jenny: Wow! You have a big living room.
Danny: I watch TV in the living room.
Jenny: Is this your dining room, Danny?
Danny: Yes. I have some chicken in the dining room.
Look! This is my bedroom.
Jenny: Oh, you have no book in your bedroom.
Danny: Haha. I don't read in my bedroom. I have a nice dream here.

Lesson 3 Where's Danny?

I. Listen and write.

- /ks/ /ks/ box /ks/ /ks/ ox /ks/ /ks/ taxi



- /j/ /j/ yellow /j/ /j/ yawn /j/ /j/ yogurt
 /z/ /z/ zebra /z/ /z/ zoo /z/ /z/ lizard
 1. /ks/ /ks/ fox 2. /z/ /z/ zero 3. /j/ /j/ yard
 4. /z/ /z/ zip 5. /j/ /j/ yes 6. /ks/ /ks/ six

II . Listen and tick.

- Where's the bear? —It's on the box.
- Is the bear in the box? —Yes, it is.
- Where's Li Ming? —He's under the desk.
- Is Danny on the bed?
—No, he isn't. He's behind the door.

Lesson 4 Again, please!

I . Listen and judge.

- Welcome to my new home.
— Let's watch TV.
- Is Danny under the bed?
— No, he isn't. He's on the bed.
- So many books on your desk!
— I read in my bedroom.
- Look! We have three bedrooms.
— So nice!
- Is the dog in the kitchen?
— Yes, it is.
- Look! This is our living room.
— It's big!
- Is this your dining room, Li Ming?
— No, it isn't. It's our kitchen.
- Where's the monkey?
— It's behind the box.
- You have a beautiful door!
— Yes. I love it.

II . Listen and judge.

Hello! I'm Jenny. Look! This is my new home. We have a beautiful living room. We watch TV in the living room. We have a nice dining room and a kitchen. And we have three bedrooms. Look! This is my bedroom. It's big. I have a desk. So many books are on the desk. I read in my bedroom. I love my new home.

Unit 5 School

Lesson 1 Is this your classroom?

I . Listen and number.

- Look! This is our classroom.
— So beautiful!
- Is this your lab?
— Yes, it is.
- This is the teachers' office.
— It's nice!
- Is that your playground?
— Yes. It's big.

II . Listen and judge.

- Hi, Li Ming! This is my friend, Lucy.
— Hi, Lucy! Welcome to our school!
- Look, this is our playground.
— So big!
- Is this your classroom?
— Yes, it is.
- Is that your classroom?
— No, it isn't. It's the lab.

Lesson 2 It's on the first floor.

I . Listen and match.

- Where's your classroom?
— It's on the second floor.
- Where's your art room?
— It's on the third floor.
- Where's your music room?
— It's on the first floor.

II . Listen and choose.

Hi! I'm Jenny. Welcome to my new school. Look! This is the music room. And we have a lab. It's on the first floor, too. That's the teachers' office. It's on the second floor. And we have two classrooms. Class One is on the second floor. Class Two is on the third floor.

Lesson 3 We read in the library.

I . Listen and number.

- We draw in the art room.



2. We sing in the music room.
3. We read in the library.
4. We play on the playground.

II . Listen and circle.

1. — Is that your classroom?
— No, it isn't. It's the library. We read in it.
2. — Look! This is our art room. We draw here.
— How beautiful!
3. — Welcome to our school, Danny!
— You have a big playground!
— Yes. Let's play!
4. — Is this your music room?
— Yes, it is. We sing here.

Lesson 4 Again, please!

I . Listen and number.

A 组:

1. — Look! This is my new school.
— How beautiful!
2. — Is that your music room?
— Yes. We have a nice music room.
3. — Is this your playground?
— Yes, it is. It's very big.

B 组:

1. — You have a big playground.
— Let's play!
2. — The music room is very nice.
— We sing here.
3. — This is our art room.
— We draw here.

C 组:

1. — Is this your music room?
— Yes, it is. It's on the first floor.
2. — Is that your classroom?
— Yes. It's on the third floor.
3. — Where's your classroom?
— It's on the second floor.

II . Listen and judge.

- A: Welcome to our school!
B: Wow! It's beautiful! You have a big playground!
A: Yes. We play here.

B: Is this your music room?

A: Yes, it is. We sing here. And we have an art room.
It's on the first floor, too.

B: Is that your classroom?

A: No, it isn't. It's the library. We read on the second floor.

B: Where's your teachers' office?

A: It's on the third floor.

Unit 6 Time

Lesson 1 It's seven o'clock.

I . Listen and circle.

1. — What time is it?
— It's eleven o'clock.
2. — It's nine now.
— OK. I'm ready.
3. — What time is it?
— It's ten twenty.
4. — It's eight twenty, Li Ming.
— Yes, mum. Let's go!

II . Listen, number and draw.

1. Danny: Get up, Li Ming! It's seven o'clock.
Li Ming: OK!
2. Mum: What time is it, Li Ming?
Li Ming: It's seven twenty. It's time for breakfast.
3. Mum: It's eight now, Li Ming.
Li Ming: I'm ready, mum.
4. Li Ming: It's eight ten. Goodbye, mum!
Mum: Bye! Have a nice day!

Lesson 2 It's time for class.

I . Listen and match.

1. It's eight thirty. It's time for class.
2. It's twelve o'clock. It's time for lunch.
3. It's four thirty. Let's go home.
4. It's five o'clock. It's time for games.

II . Listen and judge.

1. — What time is it?
— It's eight thirty. It's time for class.
2. — It's twelve o'clock.