



# Unit 1 Welcome back to school!

## Part A Let's talk



### I. Listen and choose. (听录音, 给图片选择正确的句子。)

A. I'm from the UK.

B. I'm from Shandong.

C. I'm from Shanghai.

D. I'm from the USA.

E. I'm from Qufu.

1.



( )

2.



( )

3.




( )

4.



( )

5.



( )



### II. Listen and tick. (听录音, 在你听到的句子后的括号中打“√”。)

1. We have a friend today. ( )

2. We have two new friends today. ( )

3. Welcome! ( )

4. What about you? ( )

5. I'm from Canada. ( )



### III. Read, choose and act. (读一读, 选择正确的句子补全对话, 将序号写在横线上, 并与小伙伴一起表演。有一个选项为多余选项。)

( Today is Zhang Peng's birthday, you can see four friends there. )

Tang Xiao: \_\_\_\_\_

Zhang Peng: Thank you. Welcome!

Tang Xiao: Hi, we have three friends today.

Zhang Xin: Hello. I'm Zhang Xin. I'm from Henan.

Liu Hao: Hi, \_\_\_\_\_ Happy birthday, Zhang Peng.

Yang Lin: Hi, I'm Yang Lin. Happy birthday!

A. I'm Liu Hao!

B. Happy birthday, Zhang Peng!

C. Hi, we have three friends today.



## Part A Let's learn



### I. Listen and choose. (听录音, 选出你所听到的单词。)

1. Hi, I'm Mike. I'm from \_\_\_\_\_. ( A. Canada B. China )
2. Hi, I'm Sarah. I'm from the \_\_\_\_\_. ( A. USA B. UK )
3. Hi, I'm Zhang Peng. I'm from \_\_\_\_\_. ( A. Canada B. China )
4. Hi, I'm Amy. I'm from the \_\_\_\_\_. ( A. USA B. UK )
5. Hi, I'm Xiaoming. I'm from \_\_\_\_\_. ( A. Jinan B. Qingdao )



### II. Listen and number. (小华暑假旅游拍了一些照片, 请你根据他的介绍的顺序给下列图片标序号。)



( )



( )



( )



( )



( )



### III. Read and match. (读一读, 根据文本内容连线。)

Mary

Sun Wukong

Tom

Mike

We are friends. We like to play.

Mike is from Canada.

Mary is from the UK.

Sun Wukong is from China.

Tom is from the USA.

We are friends. We like to play.

China

the USA

the UK

Canada



## Part A Let's spell



## I. Listen and write. (听录音, 补全单词, 把所缺的字母填写在横线上。)

1.



b\_g

2.



c\_t

3.



d\_d

4.



h\_nd



## II. Listen and choose. (听录音, 选出你所听到的单词。)

- ( ) 1. A. bag                      B. dad  
 ( ) 2. A. face                    B. dad  
 ( ) 3. A. hand                    B. black  
 ( ) 4. A. cat                      B. name  
 ( ) 5. A. fat                        B. face



## III. Read, choose and write. (选择正确的单词, 抄写在四线三格中。)

bag

cat

dad

hand

1. This is my \_\_\_\_\_.



2. I have a cute \_\_\_\_\_.



3. I love my \_\_\_\_\_.



4. I have a big \_\_\_\_\_.



## IV. Read the words and the sentences. (尝试运用字母a的发音规则, 读出下列单词和句子。)

cat

bat

rat

hat

bag

nag

hag

fat



1. The cat is fat.



2. The fat cat is on the hat.



3. The fat cat is in the bag.



## Part B Let's talk



### I. Listen and choose. (听录音, 选出你所听到的句子。)

- |                                |                        |
|--------------------------------|------------------------|
| ( ) 1. A. Hi, I'm Sarah.       | B. Hi, I'm Amy.        |
| ( ) 2. A. She's a new student. | B. She's a teacher.    |
| ( ) 3. A. What's this?         | B. Where are you from? |
| ( ) 4. A. I'm from the USA.    | B. I'm from the UK.    |



### II. Listen and choose. (听录音, 选择正确的选项。)

Australia

the USA

Canada





China

A

B

C

D

- |  |   |
|--|---|
| 1. <br>Hi, I'm a panda.<br>I'm from _____.  | 2. <br>Hi, I'm an eagle.<br>I'm from _____.   |
| 3. <br>Hi, I'm a beaver.<br>I'm from _____. | 4. <br>Hi, I'm a kangaroo.<br>I'm from _____. |



### III. Read and choose. (读一读, 选出正确的句子补全对话。)

Wu Binbin: Mr Jones, this is Amy. \_\_\_\_\_

Mr Jones: Hi, Amy.

Amy: \_\_\_\_\_

Mr Jones: \_\_\_\_\_

Amy: I'm from the UK.

Mr Jones: \_\_\_\_\_

Amy: Thank you.

A. Welcome to our school.

B. Where are you from?

C. She's a new student.

D. Hi, Mr Jones.

**Part B Let's learn****I . Listen and choose.** ( 听录音, 选出你所听到的单词。 )

A. She    B. He    C. pupil    D. teacher

This is Miss White. \_\_\_\_\_ is a \_\_\_\_\_.

She teaches English.

This is Zhang Peng. He is a \_\_\_\_\_.

\_\_\_\_\_ is a cool boy.

**II . Listen and judge.** ( 听录音, 判断下列句子是否正确, 正确的打“√”, 错误的打“×”。 )

(    ) 1. Wang Min is a teacher.

(    ) 2. She is a girl.

(    ) 3. He is from Shandong.

(    ) 4. He likes red.

(    ) 5. He has a cat.

**III . Read and choose.** ( 读文本, 根据图片的提示, 选择合适的单词。 )

( Wu Binbin and Sarah are drawing pictures. )

Wu Binbin: Look! This is Amy.

She is a \_\_\_\_\_ ( A. teacher    B. student ).


She is a \_\_\_\_\_ ( A. boy    B. girl ).

\_\_\_\_\_ ( A. She    B. He ) is nice.

Sarah: Look! This is Mr Jones.

He is a \_\_\_\_\_ ( A. teacher    B. student ).

\_\_\_\_\_ ( A. She    B. He ) is cool.





## Part B Start to read



### I. Listen and number. (听录音, 按照所听内容的顺序给相应图片排序。)



( )



( )



( )



( )



### II. Listen and choose. (听录音, 选出你所听到的句子。)

- |                               |                        |
|-------------------------------|------------------------|
| ( ) 1. A. I'm from Australia. | B. I'm from Canada.    |
| ( ) 2. A. This is Mr Jones.   | B. This is Miss White. |
| ( ) 3. A. He's a teacher.     | B. She's a teacher.    |
| ( ) 4. A. He is a pupil.      | B. He is a student.    |
| ( ) 5. A. He is a boy.        | B. She is a girl.      |



### III. Read and tick. (读一读, 选出正确的句子, 在后面打“√”。)



My name is Chen Jie.

I'm from China. ☐

She's from China. ☐

I'm a girl. ☐

I'm a boy. ☐



This is Mike.

He's a teacher. ☐

He's a student. ☐

He's from Canada. ☐

He's from China. ☐



This is Jack.

He's a lumberman (伐木工). ☐

She's a lumberman (伐木工). ☐

He's funny. ☐

She's funny. ☐



### IV. Read and judge. (读课本第11页的故事, 判断下列句子是否正确, 正确的打“√”, 错误的打“×”。)

- ( ) 1. Zoom and Zip play teacher and student.
- ( ) 2. Zip is big. Zoom is clever.
- ( ) 3. Zip is the teacher at last (最终, 最后).



## 主情景图



**I . Listen and number.** (听录音, 根据录音中人物出现的顺序, 给图片排序。)



( )



( )



( )



( )



( )



( )



**II . Listen and choose.** (听录音, 选出你所听到的句子。)

Miss White 遇到了 Sarah、Chen Jie 和 Mike。



Welcome back!  
1. \_\_\_\_\_

2. \_\_\_\_\_

- A. Nice to see you again.
- B. Nice to see you.
- C. Nice to see you, too.



Wu Binbin 遇到了 John 和新同学。John 向 Wu Binbin 介绍新同学。



- D. Where are you from?  
E. I'm from the UK.  
F. Wu Binbin, this is Amy.



### III. Read and choose. (读一读, 选择正确的答案。)

1. Wu Binbin 询问 Amy 来自哪个国家, 他应该说 “\_\_\_\_\_”。

- A. What's your name? B. Where are you from?

2. Amy: I'm from the UK. Amy 来自\_\_\_\_\_。

- A. 英国 B. 日本

3. Amy 向同学们介绍英国著名的大本钟 (Big Ben) 和伦敦眼 (The London Eye)。大本钟是\_\_\_\_\_, 伦敦眼是\_\_\_\_\_。

A.



B.



4. 同学们欢迎 Amy 应该说 “\_\_\_\_\_”。

- A. Welcome! B. Goodbye.



## Unit 2 My family

### Part A Let's talk



#### I. Listen and choose. (听录音, 选出你所听到的单词。)

- ( ) 1. This is my \_\_\_\_\_, Amy.  
 ( ) 2. He is my \_\_\_\_\_.  
 ( ) 3. Who's that \_\_\_\_\_?  
 ( ) 4. Nice to \_\_\_\_\_ you.

- A. man  
 B. father  
 C. friend  
 D. meet



#### II. Listen and choose. (听录音, 选出你所听到的句子。)

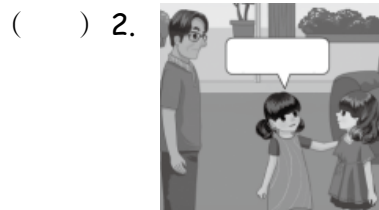
- ( ) 1. A. Who's that man?      B. Who's this man?  
 ( ) 2. A. He's my father.      B. He's my friend.  
 ( ) 3. A. Nice to see you.      B. Nice to meet you.  
 ( ) 4. A. This is my friend, Mike.      B. This is my friend, Amy.  
 ( ) 5. A. Who's that boy?      B. Who's that girl?



#### III. Look and choose. (看图, 选择正确的句子。)



- A. He's my friend.  
 B. He's my father.



- A. Dad, this is my friend, Amy.  
 B. Dad, this is my friend, Sarah.



- A. How are you?  
 B. Nice to meet you, too.



- A. Who's that woman?  
 B. Who's that man?



## Part A Let's learn



### I. Listen and choose. (听录音, 选出你所听到的单词。)

- ( ) 1. Who's that \_\_\_\_?
- ( ) 2. She is my \_\_\_\_.
- ( ) 3. Who's this \_\_\_\_?
- ( ) 4. He is my \_\_\_\_.

- A. father
- B. mother
- C. woman
- D. man



### II. Listen and choose. (听录音, 选择正确的图片。)

( ) 1.



A.



B.

( ) 2.




A.



B.

( ) 3.



A.




B.

( ) 4.



A.



B.



### III. Look and choose. (看图, 选出与图片相符的句子。)

( ) 1.



- A. She is my mother.
- B. He is my father.

( ) 2.



- A. Who's that woman?
- B. Who's that man?

( ) 3.



- A. She is my mum.
- B. He is my dad.

( ) 4.



- A. Who's that woman?
- B. Who's that man?



## Part A Let's spell



## I. Listen and circle. (听录音, 圈出你所听到的单词。)

- |        |        |           |       |
|--------|--------|-----------|-------|
| 1. ten | he     | 2. leg    | red   |
| 3. pen | pencil | 4. she    | seven |
| 5. me  | red    | 6. yellow | yes   |



## II. Listen, choose and write. (听录音, 选择合适的单词, 并将其抄写在对应的四线三格内。)

ten      pen      leg      red

- I have a \_\_\_\_\_.
- This is my \_\_\_\_\_.
- I'm \_\_\_\_\_ years old.
- Colour the apple \_\_\_\_\_.



## III. Let's try. (请你尝试运用元音字母“e”的发音规律, 读一读下面的小故事吧!)

Ee: Ben      hen      pet      bed



Ben has a pet.



The pet is a hen.



Look! The hen is on the bed.



## Part B Let's talk



### I. Listen and choose. (听录音, 选出你所听到的句子。)

- |                               |                        |
|-------------------------------|------------------------|
| ( ) 1. A. Is he your father?  | B. Is he your brother? |
| ( ) 2. A. He's my brother.    | B. He's my teacher.    |
| ( ) 3. A. Is she your mother? | B. Is she your friend? |
| ( ) 4. A. Who's that boy?     | B. Who's that woman?   |



### II. Listen and judge. (听录音, 判断下列句子与你所听到的句子是否相符, 相符的打“√”, 不相符的打“×”。)

- ( ) 1. Is he your father?
- ( ) 2. He's my brother.
- ( ) 3. Is she your mother?
- ( ) 4. Who's that girl?
- ( ) 5. She's my teacher.



### III. Look and choose. (看图, 给下列图片选择相应的对话。)

1.



( )

2.



( )

3.



( )

4.



( )

- |                          |                                     |
|--------------------------|-------------------------------------|
| A. — Is he your father?  | — Yes, he is.                       |
| B. — Who's that woman?   | — She's my mother.                  |
| C. — Is she your mother? | — No, she isn't. She is my teacher. |
| D. — Who's that boy?     | — He is my brother.                 |



## Part B Let's learn



### I. Listen and choose. (听录音, 选出所听内容中包含的单词。)

- |                       |            |                |
|-----------------------|------------|----------------|
| ( ) 1. A. father      | B. brother | C. sister      |
| ( ) 2. A. grandma     | B. mother  | C. grandpa     |
| ( ) 3. A. family      | B. sister  | C. father      |
| ( ) 4. A. grandfather | B. brother | C. grandmother |



### II. Listen and number. (听录音, 按照所听内容的顺序给相应图片排序。)



( )



( )



( )



( )



( )



( )



### III. Read and choose. (读短文, 结合图片选择正确的单词, 将序号写在横线上。)

A. sister

B. mother

C. grandfather

D. father

E. grandmother

F. brother

Hello, I'm Mike. This is my family. He is my \_\_\_\_\_.



He is old. She is

my \_\_\_\_\_.



She is very kind. This is my \_\_\_\_\_.



She is nice. He is my

\_\_\_\_\_.



He is very strong. Look! This is my \_\_\_\_\_.



She is thin.

He is my \_\_\_\_\_.



He is very tall. I love my family very much.



## Part B Start to read



### I. Listen and choose. (听录音, 根据所听内容选择正确的单词。)

A. father    B. mother    C. grandmother    D. grandfather    E. family

- ( ) 1. I'm Wu Binbin. This is my \_\_\_\_\_.  
 ( ) 2. This is my \_\_\_\_\_.  
 ( ) 3. This is my \_\_\_\_\_.  
 ( ) 4. This is my \_\_\_\_\_.  
 ( ) 5. This is my \_\_\_\_\_. What about your family?



### II. Listen and judge. (听录音, 判断所听内容与图片是“√”否“×”相符。)



( )



( )



( )



( )



( )



### III. Look and choose. (看图, 选择与图片相符的句子。)



( )



( )



( )



( )

- A. He is my brother.                      B. This is my family.  
 C. He is my teacher.                      D. I love my grandpa and grandma.



### IV. Read and choose. (根据语境, 选择正确的选项。)

- ( ) 1. 你想知道照片里的那位女士是谁, 你应该问: “\_\_\_\_\_”。  
 A. Who's that man?                      B. Who's that woman?  
 ( ) 2. 你想夸朋友的妈妈漂亮, 你可以说: “\_\_\_\_\_”。  
 A. She is beautiful.                      B. She is your mother.  
 ( ) 3. 放学了, 你还没收拾好书包, 你想让朋友等你一会儿, 你应该说: “\_\_\_\_\_”。  
 A. Look at me.                      B. Wait a minute.  
 ( ) 4. 你的妈妈是位英语老师, 你应该怎样介绍?  
 A. My mother is an English teacher.                      B. My mother is a doctor.



## 主情景图



### I. Listen and choose. (听录音, 选出你所听到的单词。)

- ( ) 1. \_\_\_\_\_ is my mother.  
 ( ) 2. How many \_\_\_\_\_ ?  
 ( ) 3. Who's that \_\_\_\_\_ ?  
 ( ) 4. Hey, I'm the \_\_\_\_\_ Bunny!  
 ( ) 5. Who's \_\_\_\_\_ woman?

- A. that  
 B. She  
 C. Easter  
 D. eggs  
 E. man



### II. Listen and choose. (听录音, 选出你所听到的句子。)

( ) 1.



- A. I'm Zoom.  
 B. Hey, I'm the Easter Bunny (复活节兔子)!

( ) 2.



- A. Who's she?  
 B. Who's that woman?

( ) 3.



- A. She's my mother.  
 B. She's my friend.

( ) 4.



- A. How many eggs?  
 B. How many pencils?



### III. Listen and number. (听录音, 按照听到的顺序给下列句子排序。)

- ( ) Sarah's grandfather.  
 ( ) Who's that woman?  
 ( ) How many eggs?  
 ( ) Hey, I'm the Easter Bunny!  
 ( ) Who's that man?  
 ( ) She's my mother.



**IV. Look, read and choose.** (看图, 读对话, 选择正确的答案。)




- ( ) 1. Who are they?  
A. Sarah's family (家人). B. Chen Jie's family (家人).
- ( ) 2. Where are they?  
A. At school. B. In the park (公园).
- ( ) 3. What are they doing?  
A. They are looking for (寻找) the eggs. B. They are having some eggs.
- ( ) 4. Which festival is it today? (今天是什么节日?)  
A. Birthday. B. Easter (复活节).



**V. Read and choose.** (一起来见见Sarah的家人吧, 请帮助Sarah完成她的family tree, 选择合适的单词, 将字母填到相应的方框中。)

- A. grandfather  
B. father  
C. sister  
D. brother  
E. grandmother  
F. mother





## Unit 3 At the zoo

### Part A Let's talk













#### I. Listen and choose. (听录音, 选出你所听到的句子。)

- |                                |                        |
|--------------------------------|------------------------|
| ( ) 1. A. Look at the giraffe. | B. Look at the bear.   |
| ( ) 2. A. It's so big.         | B. It's so tall.       |
| ( ) 3. A. Look at me.          | B. Look at the bear.   |
| ( ) 4. A. It's short and fat.  | B. It's tall and fat.  |
| ( ) 5. A. Let's go to the zoo. | B. Let's go to school. |



#### II. Listen and circle. (听录音, 圈出正确图片的标号。)

- |   |  |   |   |   |  |
|---|--|---|---|---|--|
| 1. <br>A | <br>B | 2. <br>A | <br>B | 3. <br>A | <br>B |
| 4. <br>A | <br>B | 5. <br>A | <br>B |   |  |



#### III. Read and choose. (读一读, 选择正确的句子补全对话, 将序号写在横线上。)

Miss White: Children, let's go to the zoo.

Miss White: Look at the giraffe.

Zhang Peng: \_\_\_\_\_

Amy: A bear!

Zhang Peng: Ha! \_\_\_\_\_

Amy: Oh, look! \_\_\_\_\_

Miss White: Yes, he is naughty (淘气的, 顽皮的).

- A. It's Zoom!  
B. It's short and fat.  
C. Wow! It's so tall.



## Part A Let's learn



### I. Listen and choose. (听录音, 选出你所听到的单词。)

1. Look at that monkey. It is \_\_\_\_\_. (A. fat B. thin)
2. Look at that giraffe. It is so \_\_\_\_\_. (A. tall B. short)
3. Look at the pig. It is so \_\_\_\_\_. (A. big B. fat)
4. Look at my dog. It is so \_\_\_\_\_. (A. cool B. cute)
5. Look at me. I'm so \_\_\_\_\_. (A. cool B. funny)



### II. Listen and number. (听录音, 按照听到的顺序给下列图片排序。)



( )



( )



( )



( )



### III. Read and choose. (读一读, 根据图片, 选择正确的单词, 将序号写在横线上。)

A. tall B. short C. fat D. thin

1. The giraffe is \_\_\_\_\_. The dog is \_\_\_\_\_.



2. The panda is \_\_\_\_\_. The monkey is \_\_\_\_\_.



3. Father bear is \_\_\_\_\_ and \_\_\_\_\_.

4. Little bear is \_\_\_\_\_ and \_\_\_\_\_.





## Part A Let's spell



## I. Listen and write. (听录音, 补全单词, 把所缺的字母写在横线上。)

1. b\_g

2. p\_g

3. s\_x

4. m\_lk



## II. Listen and choose. (听录音, 选出你所听到的单词。)

- ( ) 1. A. six      B. pig      C. five  
 ( ) 2. A. big      B. fit      C. tiger  
 ( ) 3. A. fish      B. ship      C. white  
 ( ) 4. A. milk      B. ice      C. thin



## III. Read and write. (选择合适的单词, 抄写在四线三格中。)

big    pig    six    milk

1. It's a \_\_\_\_\_.



2. I like \_\_\_\_\_.



3. Wow! It's so \_\_\_\_\_.



4. Show me \_\_\_\_\_.

6



## IV. Read the words and the sentences. (尝试运用字母i的发音规则, 读出下列单词和句子。)

big    pig    dig    fig    fish    dish    wish    ship



1. Today is a big big day for Tim.



2. Bill brings a big ship.



3. Rita brings a big lollipop.



## Part B Let's talk



### I. Listen and choose. (听录音, 选出你所听到的句子。)

- |                                 |                         |
|---------------------------------|-------------------------|
| ( ) 1. A. Look at the elephant. | B. This is an elephant. |
| ( ) 2. A. It's so big.          | B. It's so small.       |
| ( ) 3. A. It has a long nose.   | B. It has a long tail.  |
| ( ) 4. A. It has small eyes.    | B. It has big ears.     |



### II. Listen and judge. (听录音, 判断下列句子是否正确, 正确的打“√”, 错误的打“×”。)

- ( ) 1. The elephant is small.
- ( ) 2. It has a long nose.
- ( ) 3. It has a long tail.
- ( ) 4. It has small ears.
- ( ) 5. It has big eyes.



### III. Look and choose. (看图, 根据图片选择正确的选项。)

- ( ) 1. A. It is thin.  
B. It is fat.
- ( ) 2. A. It has a big mouth.  
B. It has a small mouth.
- ( ) 3. A. It has a long tail.  
B. It has a short tail.
- ( ) 4. A. It has small ears and a small nose.  
B. It has small eyes and a big nose.
- ( ) 5. A. It has long legs and big eyes.  
B. It has short legs and a big head.





## Part B Let's learn



## I. Listen and choose. (听录音, 选择合适的词组。)

A. a big head    B. a small head    C. a long tail    D. a short tail

1. The rabbit has \_\_\_\_\_.

2. The cat has \_\_\_\_\_.

3. The father has \_\_\_\_\_.

4. The boy has \_\_\_\_\_.



## II. Listen and number. (听录音, 按照听到的顺序给下列图片排序。)



(     )



(     )



(     )



(     )



## III. Read and judge. (读对话, 判断句子对错, 正确的打“√”, 错误的打“×”。)

John: Look at the ostrich (鸵鸟). It's big.

Chen Jie: It has a small head.

John: Yes. It has a short tail.

Chen Jie: It looks so cool.

John: I like it.

Chen Jie: Me too.

(     ) 1. The ostrich is small.

(     ) 2. It has a big head.

(     ) 3. It has a short tail.

(     ) 4. It looks so cool.

(     ) 5. Chen Jie likes the ostrich.





## Part B Start to read



**I . Listen and number.** ( 听录音, 按照所听内容的顺序给相应图片排序。 )



( )



( )



( )



( )



**II . Listen and judge.** ( 听录音, 判断所听内容与图片是 “√” 否 “×” 相符。 )



( )



( )



( )



( )



**III . Read and match.** ( 读课本第31页的小故事, 把图片和正确的单词连线。 )



tiger



fox



horse



gorilla



lion



wolf



zebra



monkey



**IV . Read, choose and draw.** ( 读文本, 选择正确的动物, 并选择一个感兴趣的动物, 根据描述画一画。 )

A. panda

B. rabbit

C. monster ( 怪兽 )

D. cat


( ) 1. It's cute. It has a long tail. It likes catching mice ( 捉老鼠 ) .

( ) 2. It has a short tail. It has long ears and red eyes.

( ) 3. It's big. It has a short tail. It is black and white.

( ) 4. It's very big. It has a big eye and a big body.

It has two long arms and two short legs. It has a horn ( 角 ) .





## 主情景图




**I . Listen and tick.** ( 听录音, 选择听到的动物, 在括号里打 “√” 。 )



( )



( )



( )



( )



( )

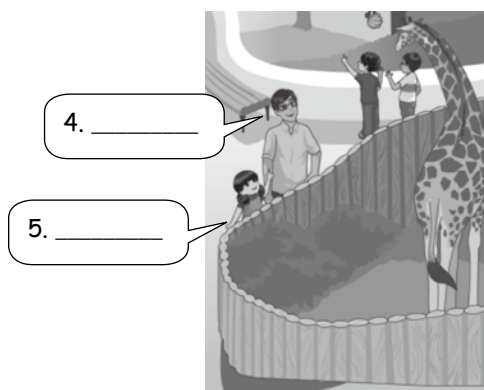


**II . Listen and choose.** ( 听录音, 选择正确的句子, 将选项填在图中横线上。 )

- A. This is an elephant.  
B. Look at the elephant.  
C. It has a long nose.

- D. —What's this?  
—It's a monkey.  
E. Look at that monkey.  
It's so fat!





F. Look at the giraffe.

G. It's so tall!



### III. Look and choose. (看图, 选择正确的答案。)



1. — Where are they?

— They are \_\_\_\_\_.

A. at the zoo

B. at school

2. — What are they talking about? (老师和同学们在谈论什么?)

— \_\_\_\_\_

A. Animals.

B. A school.

3. 看图片, 老师和同学们分别讨论的什么动物? 你能选出来吗?

A. panda B. giraffe C. monkey D. elephant

Sarah, Amy, John and Miss White are talking about (讨论) the \_\_\_\_\_. Mike and Wu Binbin are talking about (讨论) the \_\_\_\_\_. Mr Jones and Chen Jie are talking about (讨论) the \_\_\_\_\_. Look, Zhang Peng is sleeping as the \_\_\_\_\_!

4. 动物园中有个提示牌上写着 “Don't feed the animals!” , 意思是 \_\_\_\_\_。

A. 不要随地乱丢垃圾!

B. 不要投喂动物!

5. Zoom 正在表演顶香蕉呢, 很可爱。Zip 会说 \_\_\_\_\_。

A. Ah! So cute!

B. Oh! No!

## 期中检测

### 听力部分

#### I . Listen and choose. ( 听录音, 选出所听内容中包含的单词。 )

- |                    |           |           |
|--------------------|-----------|-----------|
| (    ) 1. A. he    | B. she    | C. it     |
| (    ) 2. A. dad   | B. man    | C. fat    |
| (    ) 3. A. China | B. Canada | C. crayon |
| (    ) 4. A. woman | B. man    | C. mother |
| (    ) 5. A. long  | B. small  | C. leg    |

#### II . Listen and number. ( 听录音, 按照听到的顺序给下列图片排序。 )



(    )



(    )



(    )



(    )

#### III . Listen and choose. ( 听录音, 选出你所听到的句子。 )

- |                                  |                         |
|----------------------------------|-------------------------|
| (    ) 1. A. I'm from China.     | B. I'm from the UK.     |
| (    ) 2. A. He's my father.     | B. He's my brother.     |
| (    ) 3. A. Welcome.            | B. Come here, children. |
| (    ) 4. A. Is she your mother? | B. Is she your sister?  |
| (    ) 5. A. It has a long nose. | B. It has a big nose.   |




**IV . Listen and match.** ( 听录音, 根据所听内容连线。 )




China



the USA



the UK



Canada

**V . Listen and tick.** ( 听录音, 在对应的方框中打“√”。 )

This is the pets show.

Pets	tall	thin	small	short	big
Amy's duck					
John's dog					
Bob's cat					
Sam's bird					

**VI . Listen and choose.** ( 听录音, 选择正确的单词。 )

A. cat B. bag C. panda D. dad E. red F. ten G. gifts H. it I. six J. big

My ( 1 ) \_\_\_\_\_ has a ( 2 ) \_\_\_\_\_ ( 3 ) \_\_\_\_\_. It looks like a ( 4 ) \_\_\_\_\_. I put many ( 5 ) \_\_\_\_\_ in ( 6 ) \_\_\_\_\_. You can see a ( 7 ) \_\_\_\_\_ puppet, ( 8 ) \_\_\_\_\_ books and ( 9 ) \_\_\_\_\_ pencils. Look, what is it? It's a ( 10 ) \_\_\_\_\_ ball.



## 笔试部分

### VII . Read and write. (读一读, 将单词按照规范的格式抄写在四线三格中。)

cat bag hand dad

---

---

---

---

ten pen red leg

---

---









---

---

### VIII . Read and number. (假设 Amy 来你家做客, 见到了你的爸爸, 你们一起快乐地聊天。请把下列句子排成一段对话。)

- ( ) I'm from Canada.  
 ( ) Where are you from, Amy?  
 ( ) Hi, Amy. Nice to meet you.  
 ( ) Dad, this is my new friend, Amy.

### IX . Read and finish. (读短文, 做练习。)

 1. Hello, friends. My name is Maomao.	 2. This is my father. This is me.
 3. Dad is tall. I am short.	 4. Dad has long legs. I have short legs.
 5. Dad has a small head. I have a big head.	 6. Dad has big hands. I have small hands.
 7. Dad is fat. I am thin.	 8. I love my dad. My dad loves me.

#### 1. 判断句子正“√”误“×”。

- ( ) Maomao is tall and thin.  
 ( ) Dad is tall and fat.  
 ( ) Maomao has big hands.  
 ( ) Dad has a big head.  
 ( ) Maomao has short legs.

#### 2. 从括号中选择合适的单词介绍一下你自己。

My name is \_\_\_\_\_.

I am \_\_\_\_\_ (thin/strong).

I have \_\_\_\_\_ (big hands/small hands).

I have \_\_\_\_\_ (long hair/short hair).

## 参考答案

### Unit 1 Welcome back to school!

#### Part A Let's talk

I. 1. C 2. E 3. B 4. A 5. D

II. 1. We have a friend today. ( )

2. We have two new friends today. (✓)

3. Welcome! (✓)

4. What about you? ( )

5. I'm from Canada. (✓)

III. 1. B 2. A

#### Part A Let's learn

I. 1. A 2. A 3. B 4. B 5. A

II. 1 4 2 3 5

III. 略

#### Part A Let's spell

I. 1. b a g 2. c a t

3. d a d 4. h a nd

II. 1. A 2. B 3. B 4. B 5. A

III. hand cat dad bag

IV. 略

#### Part B Let's talk

I. 1. B 2. A 3. B 4. A

II. 1. D 2. B 3. C 4. A

III. 1. C 2. D 3. B 4. A

#### Part B Let's learn

I. A D C B

II. 1. × 2. × 3. × 4. ✓ 5. ×

III. B B A A B

#### Part B Start to read

I. 1 3 4 2

II. 1. A 2. A 3. B 4. A 5. B

III.

I'm from China. ✓ I'm a girl. ✓

He's a student. ✓ He's from Canada. ✓

He's a lumberman. ✓ He's funny. ✓

IV. 1. ✓ 2. × 3. ✓

#### 主情景图

I. 4 5 1 6 2 3

II. 1. A 2. C 3. F 4. D 5. E

III. 1. B 2. A 3. A B 4. A

### Unit 2 My family

#### Part A Let's talk

I. C B A D

II. A A B B A

III. B A B B

**Part A Let's learn**

I. C B D A

II. B B A B

III. A A B B

**Part A Let's spell**I. 1. ten 2. leg 3. pen  
4. seven 5. red 6. yellow

II. pen leg ten red

III. 略

**Part B Let's talk**

I. 1. A 2. B 3. A 4. B

II. 1. x 2. √ 3. √ 4. x 5. x

III. 1. D 2. B 3. C 4. A

**Part B Let's learn**

I. 1. C 2. A 3. A 4. B

II. 3 6 2 5 1 4

III. 1. C 2. E 3. B 4. D 5. A 6. F

**Part B Start to read**

I. 1. E 2. D 3. C 4. A 5. B

II. 1. √ 2. x 3. √ 4. x 5. √

III. 1. B 2. A 3. C 4. D

IV. 1. B 2. A 3. B 4. A

**主情景图**

I. B D E C A

II. B B A A

III. 6 3 2 1 5 4

IV. A B A B

V. 左侧: C F E 右侧: D B A

**Unit 3 At the zoo****Part A Let's talk**

I. 1. A 2. B 3. B 4. A 5. A

II. 1. A 2. A 3. B 4. A 5. B

III. C B A

**Part A Let's learn**

I. 1. B 2. A 3. B 4. B 5. B

II. 3 1 4 2

III. 1. A B 2. C D 3. A C 4. B D

**Part A Let's spell**

I. 1. b i g 2. p i g 3. s i x 4. m i l k

II. 1. B 2. A 3. C 4. C

III. pig milk big six

IV. 略

**Part B Let's talk**

I. 1. A 2. B 3. B 4. B

II. 1. x 2. √ 3. x 4. x 5. x

III. 1. B 2. A 3. A 4. B 5. A

**Part B Let's learn**

I. 1. D 2. C 3. B 4. A

II. 4 2 3 1



III. 1. x 2. x 3. √ 4. √ 5. √


**Part B Start to read**

I. 3 1 2 4

II. 1. x 2. √ 3. x 4. √

III.






IV. 1. D 2. B 3. A 4. C (画图略)

### 主情景图

I.



II. 1. C 2. B 3. E 4. F 5. G

III. 1. A 2. A 3. D C B A 4. B 5. A

### 期中检测

#### 听力部分

I. 1. B 2. A 3. C 4. A 5. A

II. 4 1 3 2

III. 1. A 2. B 3. A 4. A 5. B

IV. 略

V. 略

VI. 1. D 2. J 3. B 4. C 5. G 6. H

7. A 8. I 9. F 10. E

#### 笔试部分

VII. 略

VIII. 4 3 2 1

IX. 1. × ✓ × × ✓

2. 略

## Unit 4 Where is my car?

### Part A Let's talk

I. D A B C

II. 1. Let's go home! (✓)

2. Where is my pencil box? ( )

3. Silly me! ( )

4. Where is my bag? (✓)

5. It's in the desk. (✓)

III. 1. C 2. A 3. B

### Part A Let's learn

I. 2 1 3

II. 1. ✓ 2. × 3. ✓ 4. ✓

III. 略

### Part A Let's spell

I. 1. dog 2. body 3. orange 4. box

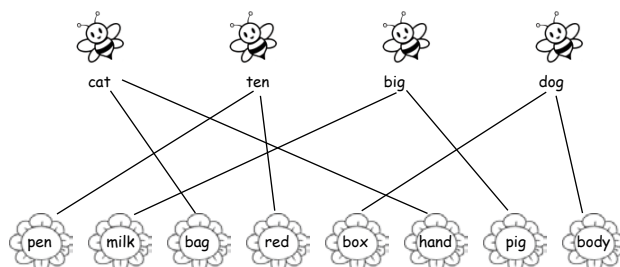
II. The doll is on the frog.

The frog is on the fox.

The fox is on the dog.

The dog is on the cat.

III.



### Part B Let's talk

I. B C A D E

II. 4 2 1 3 5

III. 1. × 2. × 3. × 4. ✓

## 听力原文

### Unit 1 Welcome back to school!

#### Part A Let's talk

##### I . Listen and choose.

1. I'm from Shanghai. 2. I'm from Qufu. 3. I'm from Shandong.  
4. I'm from the UK. 5. I'm from the USA.

##### II . Listen and tick.

Teacher: We have two new friends today.

Zhang Peng: Hi, I'm Zhang Peng. I'm from Shandong.

Emily: Hi, I'm Emily. I'm from Canada.

Students: Welcome!

#### Part A Let's learn

##### I . Listen and choose.

1. Hi, I'm Mike. I'm from Canada. 2. Hi, I'm Sarah. I'm from the USA.  
3. Hi, I'm Zhang Peng. I'm from China. 4. Hi, I'm Amy. I'm from the UK.  
5. Hi, I'm Xiaoming. I'm from Jinan.

##### II . Listen and number.

1. It is in the UK. 2. It is in Canada. 3. It is in the USA.  
4. It is in Beijing. 5. It is in Jinan.

#### Part A Let's spell

##### I . Listen and write.

1. bag 2. cat 3. dad 4. hand

##### II . Listen and choose.

1. bag 2. dad 3. black 4. name 5. fat



## Part B Let's talk

### I . Listen and choose.

1. Hi, I'm Amy. 2. She's a new student. 3. Where are you from? 4. I'm from the USA.

### II . Listen and choose.

Hi, I'm a panda. I'm from China.

Hi, I'm an eagle. I'm from the USA.

Hi, I'm a beaver. I'm from Canada.

Hi, I'm a kangaroo. I'm from Australia.

## Part B Let's learn

### I . Listen and choose.

This is Miss White. She is a teacher. She teaches English.

This is Zhang Peng. He is a pupil. He is a cool boy.

### II . Listen and judge.

Wang Min is a student. He is a boy. He is from Guangdong. He has a dog. He likes red.

## Part B Start to read

### I . Listen and number.

1. Hi, I'm Sarah. I'm from the USA. 2. We have two new friends today.

3. Mr Jones, this is Amy. She's a new student. 4. Hi, I'm a kangaroo. I'm from Australia.

### II . Listen and choose.

1. I'm from Australia. 2. This is Mr Jones. 3. She's a teacher.

4. He is a pupil. 5. She is a girl.

## 主情景图

### I . Listen and number.

1. This is Mike. 2. This is Wu Binbin. 3. This is Amy.

4. This is Chen Jie. 5. This is Sarah. 6. This is John.

### II . Listen and choose.

Miss White: Welcome back! Nice to see you again.

Sarah & Chen Jie: Nice to see you, too.

John: Wu Binbin, this is Amy.



Wu Binbin: Hi! Nice to meet you. Where are you from?

Amy: I'm from the UK.

## Unit 2 My family

### Part A Let's talk

#### I . Listen and choose.

1. This is my friend, Amy. 2. He is my father. 3. Who's that man? 4. Nice to meet you.

#### II . Listen and choose.

1. Who's that man? 2. He's my father. 3. Nice to meet you.  
4. This is my friend, Amy. 5. Who's that boy?

### Part A Let's learn

#### I . Listen and choose.

1. Who's that woman? 2. She is my mother. 3. Who's this man? 4. He is my father.

#### II . Listen and choose.

1. Who's that woman? She's my mother. 2. Who's that man? He's my father.  
3. Look! She is my mother. 4. Who's that girl? She's my sister.

### Part A Let's spell

#### I . Listen and circle.

1. ten 2. leg 3. pen 4. seven 5. red 6. yellow

#### II . Listen, choose and write.

1. I have a pen. 2. This is my leg. 3. I'm ten years old. 4. Colour the apple red.

### Part B Let's talk

#### I . Listen and choose.

1. Is he your father? 2. He's my teacher. 3. Is she your mother? 4. Who's that woman?

#### II . Listen and judge.

1. Is he your teacher? 2. He's my brother. 3. Is she your mother?  
4. Who's that boy? 5. She's my mother.



## Part B Let's learn

### I . Listen and choose.

1. The girl is my sister.    2. The woman is my grandma.
3. I have a big family.    4. The boy is my brother.

### II . Listen and number.

1. —Who's that woman? —She's my mother.
2. —Is he your father? —Yes, he is.
3. —Is she your grandmother? —Yes, she is.
4. —Who's that boy? —He's my brother.
5. —Who's he? —He's my grandpa.
6. —Is she your friend? —No, she's my sister.

## Part B Start to read

### I . Listen and choose.

1. I'm Wu Binbin. This is my family.    2. This is my grandfather.    3. This is my grandmother.
4. This is my father.    5. This is my mother. What about your family?

### II . Listen and judge.

1. This is my family.    2. He is my grandfather.    3. She is my little sister.
4. She is my grandma.    5. This boy is my brother.

## 主情景图

### I . Listen and choose.

1. She is my mother.    2. How many eggs?    3. Who's that man?
4. Hey, I'm the Easter Bunny!    5. Who's that woman?

### II . Listen and choose.

1. Hey, I'm the Easter Bunny!    2. Who's that woman?
3. She's my mother.    4. How many eggs?

### III . Listen and number.

1. Hey, I'm the Easter Bunny!    2. How many eggs?    3. Who's that woman?
4. She's my mother.    5. Who's that man?    6. Sarah's grandfather.



## Unit 3 At the zoo

### Part A Let's talk

#### I . Listen and choose.

1. Look at the giraffe.
2. It's so tall.
3. Look at the bear.
4. It's short and fat.
5. Let's go to the zoo.

#### II . Listen and circle.

1. Look at the giraffe. It's so tall.
2. Look at the bear. It's short and fat.
3. Look at the panda. It's so cute.
4. This is Jack. He is tall. He can play basketball.
5. This is Tom. He is short.

### Part A Let's learn

#### I . Listen and choose.

1. Look at that monkey. It is thin.
2. Look at that giraffe. It is so tall.
3. Look at the pig. It is so fat.
4. Look at my dog. It is so cute.
5. Look at me. I'm so funny.

#### II . Listen and number.

1. Be tall. Be tall. Be tall, tall, tall!
2. Be short. Be short. Be short, short, short!
3. Be fat. Be fat. Be fat, fat, fat!
4. Be thin. Be thin. Be thin, thin, thin!

### Part A Let's spell

#### I . Listen and write.

1. big
2. pig
3. six
4. milk

#### II . Listen and choose.

1. pig
2. big
3. white
4. thin

### Part B Let's talk

#### I . Listen and choose.

1. Look at the elephant.
2. It's so small.
3. It has a long tail.
4. It has big ears.

#### II . Listen and judge.

Come here, children. Look at the elephant. It's so big.

It has a long nose. It has a short tail. It has small eyes and big ears.



## Part B Let's learn

### I . Listen and choose.

1. The rabbit has a short tail.    2. The cat has a long tail.
3. The father has a small head.    4. The boy has a big head.

### II . Listen and number.

1. Long, long, long! Make your arms long.    2. Short, short, short! Make your arms short.
3. Big, big, big! Make your eyes big.    4. Small, small, small! Make your eyes small.

## Part B Start to read

### I . Listen and number.

1. Come here, children! Look at the elephant.    2. This is a monkey. It's thin.
3. It has a small head and long legs. It has a short tail.    4. Look at the giraffe. It's so tall.

### II . Listen and judge.

1. It has a short tail.    2. It's small. It has a long tail.
3. It's thin. It has a big head.    4. It has a long body and short legs.

## 主情景图

### I . Listen and tick.

Let's go to the zoo. Look! This is a monkey. This is a panda. This is an elephant. This is a giraffe.

### II . Listen and choose.

Miss White: Look at the elephant.

Sarah & Amy & John: It has a long nose.

Mike & Wu Binbin: Look at that monkey. It's so fat!

Mr Jones: Look at the giraffe.

Chen Jie: It's so tall!

## 期中检测

### I . Listen and choose.

1. She is my good friend, Amy.    2. My dad is thin and tall.    3. Your red crayon is long.
4. Who's that woman?    5. Giraffe has a long neck.

### II . Listen and number.

1. Big, big, big! Make your eyes big.    2. Be fat. Be fat. Be fat, fat, fat.



3. Make your arms long. 4. Be tall. Be tall. Be tall, tall, tall.

**III. Listen and choose.**

1. I'm from China. 2. He's my brother. 3. Welcome. 4. Is she your mother?  
5. It has a big nose.

**IV. Listen and match.**

1. I am Mike. I am from Canada.  
2. I am Wu Binbin. I come from China.  
3. I am Amy. I come from the UK.  
4. I am Sarah. I am from the USA.

**V. Listen and tick.**

1. Hi, I'm Amy. This is my pet. It's a duck. It's small and short.  
2. Hi, I'm John. This is my pet. It's a dog. It's tall and big.  
3. Hi, I'm Bob. This is my pet. It's a cat. It's small. I like it.  
4. Hi, I'm Sam. This is my pet. It's a bird. It's thin and short. It can fly.

**VI. Listen and choose.**

My dad has a big bag. It looks like a panda. I put many gifts in it. You can see a cat puppet, six books and ten pencils. Look, what is it? It's a red ball.

## Unit 4 Where is my car?

### Part A Let's talk

**I . Listen and choose.**

1. — John, where is my ruler?  
— It's under your desk.  
2. — Where is my eraser?  
— Look at your desk. It's in your desk.  
3. — Where is my pencil?  
— Look! It's under your book.  
4. — Where is my pencil box?  
— It's in your bag.

**II . Listen and tick.**

1. Let's go home!  
2. Where is my bag?  
3. It's in the desk.